

WHAT R U LOOKING 4?

Having a BF or GF is awesome, but to keep it that way, you're going to have to be on the same level. That means being open and honest and doing your part to understand each other. So, whether you're dating now or just being casual about things, approach it like any good friendship. It's called Being i2i.

Make your own paper fortune teller to find out what it means to Be i2i and to check if you're getting what you're looking for.

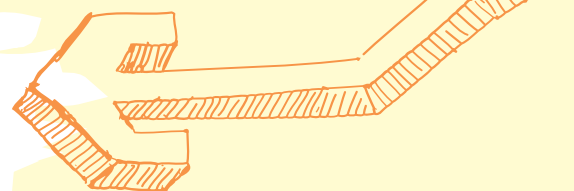
STEP 1. Cut out the fortune teller.

cut along the dotted lines!



Centers for Disease Control and Prevention
National Center for Injury Prevention and Control

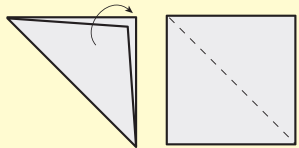
CHECK OUT INSTRUCTIONS ON THE
FLIP SIDE TO SEE HOW TO MAKE IT!



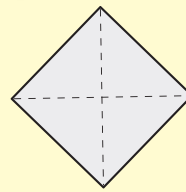
SO HOW DO YOU DO THIS?

It's easy - cut out the template and with a few folds you'll have yourself an old school fortune teller!

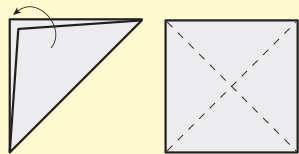
STEP 2. With the fortune teller face down, fold it in half to make a triangle and then open it back up.




STEP 5. Once all the corners meet, flip the paper over so the folded side faces down.



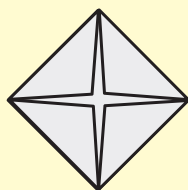
STEP 3. Fold the paper in half a second time to make a new triangle. When you open the paper this time, the folds should form an X.



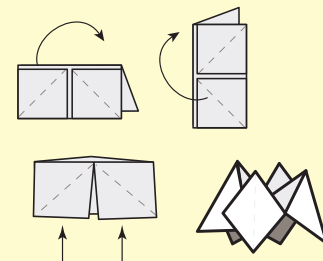
STEP 6. Again, fold each of the four corners back toward the center so the points meet in the middle. Now you should have a smaller square.



STEP 4. Fold all four corners toward the center of the paper so the points meet in the middle.



STEP 7. Now, fold the square vertically and then again horizontally to loosen it up. Now you're ready to go!



**KEEP IT
100**

